


Name of Entity <i>Note : Please select entity name from pre-populated dropdown listing.</i>	UEI (SAM)# <i>Note : Upon entity selection, UEI will automatically populate.</i>	NCES ID#	Total ARP ESSER Mandatory Subgrant Amount Awarded to LEA	Total Mandatory Subgrant Amount Expended in Current Reporting Period (07/01/2021-06/30/2022). <i>Note : Please do not include the mandatory set aside for learning loss which is captured later. Please be advised that Columns H, R, AB and AL, should total the expended amount in Column G. The subcategories for each category cannot exceed the expended amount listed in the preceding column.</i>
MicroSociety Academy Charter School Foundation	CLHSECME2935		160,004.27	12,005.12



MicroSociety Academy Charter School Foundation CLHSECME2935

160,004.27

Addressing Physical Health and Safety

d. Purchased Property Services	e. Other Purchased Services	f. Supplies	g. Property
--------------------------------	-----------------------------	-------------	-------------

12,005.27

-
-
-
-
-
-
-
-
-
-
-
-
-
-



Meeting Students' Academic, Social, Emotional, and Other Needs (Excluding Mental Health Supports)

l. Purchased Professional and Technical Services	m. Purchased Property Services	n. Other Purchased Services	o. Supplies
--	--------------------------------	-----------------------------	-------------

-
-
-
-
-
-
-
-
-
-
-
-
-
-

Mental Health Support

s. Personnel Services – Salaries	t. Personnel Services – Benefits	u. Purchased Professional and Technical Services	v. Purchased Property Services
----------------------------------	----------------------------------	--	--------------------------------




ts for Students and Staff

w. Other Purchased Services	x. Supplies	y. Property	z. Debt Service and Miscellaneous
-----------------------------	-------------	-------------	-----------------------------------



Operational Continuity and Other Allowed Uses


ee. Purchased Property Services	ff. Other Purchased Services	gg. Supplies	hh. Property
---------------------------------	------------------------------	--------------	--------------



Addressing Physical Health and Safety

b. Personnel Services – Benefits	c. Purchased Professional and Technical Services	d. Purchased Property Services	e. Other Purchased Services
----------------------------------	--	--------------------------------	-----------------------------

-
-
-
-
-
-
-
-
-
-
-
-
-



Meeting Students' Academic, Social, Emotion:

j. Personnel Services – Salaries	k. Personnel Services – Benefits	l. Purchased Professional and Technical Services	m. Purchased Property Services
----------------------------------	----------------------------------	--	--------------------------------

al, and Other Needs (Excluding Mental Health Supports)

n. Other Purchased Services	o. Supplies	p. Property	q. Debt Service and Miscellaneous
-----------------------------	-------------	-------------	-----------------------------------

- Please Select From One of the Following -

% Proficient in Math Assessment

% Proficient in ELA Assessment

% Proficient in Science Assessment

FAFSA Completion Rate


4-Year Adjusted Cohort Graduation Rate
College and Career Readiness
Civic Readiness
Other-Fill-in

- Please Select From One of the Following -

% Participating in Math Assessment
% Participating in ELA Assessment
% Participating in Science Assessment
% Participating in ELP Assessment
Average Daily Attendance
Chronic Absenteeism
Rate Of Suspension (Including In-School Suspensions And Expulsion)
Incidences Of Bullying And Harassment
Other-Fill-in


- Please Select From the Following -

2020 to 2021
2021 to 2022
2022 to 2023
2023 to 2024



Mental Health Supports for Students and Staff

u. Purchased Professional and Technical Services	v. Purchased Property Services	w. Other Purchased Services	x. Supplies
--	--------------------------------	-----------------------------	-------------



Operational Continuity and Other Allowed Uses

cc. Personnel Services – Benefits	dd. Purchased Professional and Technical Services	ee. Purchased Property Services	ff. Other Purchased Services
-----------------------------------	---	---------------------------------	------------------------------

Percentage of LEA Funds Remaining

% Remaining Funds Planned for Addressing Physical Health and Safety	% Remaining Funds Planned for Meeting Students' Academic, Social, Emotional, and Other Needs (Excluding Mental Health Supports)	% Remaining Funds Planned for Mental Health Supports for Students and Staff	% Remaining Funds Planned for Operational Continuity and Other Uses
450000.0%	5640603.0%	0.0%	1699900.0%

40500

44400

Dollar Amount LEA's Plans to Allocate in

c. Extended instructional time (school day, school week, or school year)	d. Tutoring	e. Additional classroom teachers	f. Other additional staffing and/or activities to assess and support social-emotional well-being (excluding mental health supports), for students, educators and/or families
--	-------------	----------------------------------	--

*Addressing Learning Loss Requirement - **Note** : Total amount recorded via Columns CS to DG should not exceed, or fall below LEA's 20% set-aside requirement*

<p>g. Other additional staffing and/or activities to assess and support mental health needs, for students, educators and/or families</p>	<p>h. Other additional staffing and/or activities to identify and/or respond to unique student needs and/or provide targeted support for vulnerable students (including low-income children or students, students with disabilities, English learners, racial and ethnic minorities, students experiencing homelessness, and children and youth in foster care)</p>	<p>i. Universal screening, academic assessments, and intervention data systems, such as early warning systems and/or opportunity to learn data systems.</p>	<p>j. Improved coordination of services for students with multiple types of needs, such as full-service community schools or improved coordination with partner agencies, such as foster care services</p>
--	---	---	--

ent.

k. Early childhood programs	l. Curriculum adoption and learning materials	m. Core staff capacity building/training to increase instructional quality and advance investments in talent pipelines for teachers and/or classified staff	n. Other
-----------------------------	---	---	----------

	<i>LEA to Also Complete Columns DH to DJ</i>		
n. Description of other activities	Please describe how the selected activities or interventions respond to students' academic, social, and emotional needs. (3,000 character limit)	Total ARP ESSER Allocation (as of 01/13/2023)	Total ARP ESSER Allocation Unbudgeted To Date (as of 01/13/2023)

We are hoping to address academic gaps in reading and math and overall well- rounded areas due to the impact of COVID.
\$160,004.27